## BAC1=BAC9=BAC20=BAC28
## BAC29 AT£ BAC63

(ESCALA 1:25)

PLANTA

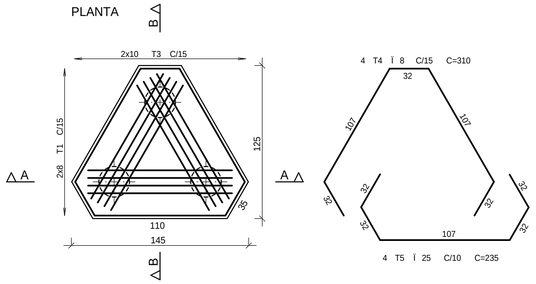


CORTE A - A

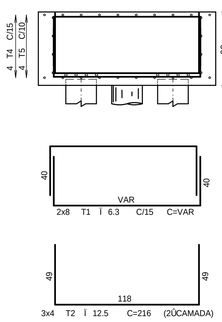


CORTE B - B

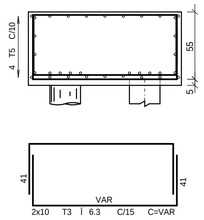


## BAC5=BAC6=BAC7=BAC8=BAC11
## BAC13=BAC15=BAC17=BAC19
## BAC24=BAC25=BAC26=BAC27

(ESCALA 1:25)

PLANTA

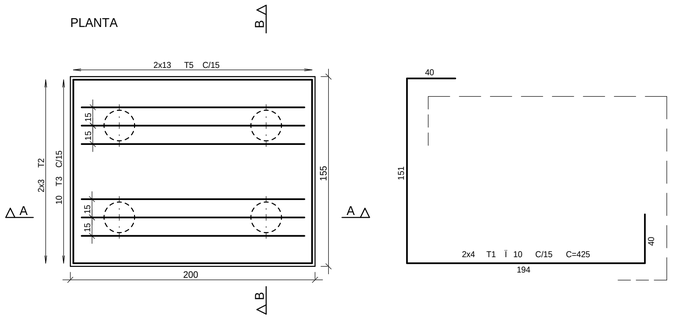


CORTE A - A

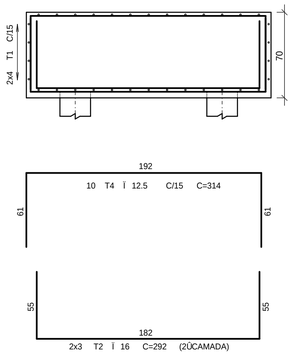


CORTE B - B

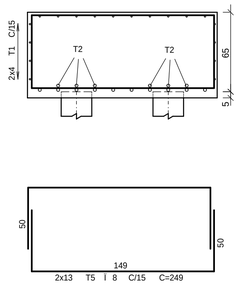


## BAC2=BAC3=BAC4=BAC10
## BAC12=BAC14=BAC16=BAC18
## BAC21=BAC22=BAC23

(ESCALA 1:25)

PLANTA

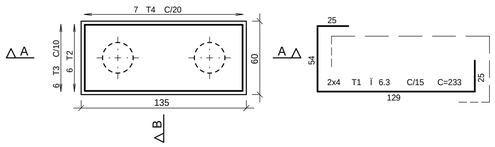


CORTE A - A

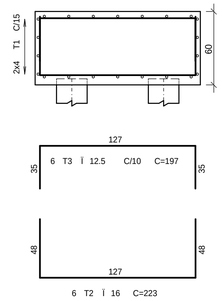


CORTE B - B

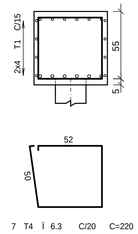


| AÇO | | POS | BIT | QUANT | COMPRIMENTO | |
|---|---|---|---|---|---|---|
| | | | | | UNIT | TOTAL |
| | | | mm | | cm | cm |
| BAC1=BAC9=BAC20...BACA63 (X39) | | | | | | |
| | 50A | 1 | 6.3 | 624 | --VAR- | 109200 |
| | 50A | 2 | 12.5 | 468 | 216 | 101088 |
| | 50A | 3 | 6.3 | 780 | --VAR- | 124020 |
| | 50A | 4 | 8 | 156 | 310 | 48360 |
| | 50A | 5 | 25 | 156 | 235 | 36660 |
| BAC2=BAC3=BAC4...BAC23 (X11) | | | | | | |
| | 50A | 1 | 6.3 | 88 | 233 | 20504 |
| | 50A | 2 | 16 | 66 | 223 | 14718 |
| | 50A | 3 | 12.5 | 66 | 197 | 13002 |
| | 50A | 4 | 6.3 | 77 | 220 | 16940 |
| BAC5=BAC6=BAC7...BAC27 (X13) | | | | | | |
| | 50A | 1 | 10 | 104 | 425 | 44200 |
| | 50A | 2 | 16 | 78 | 292 | 22776 |
| | 50A | 3 | 16 | 130 | 312 | 40560 |
| | 50A | 4 | 12.5 | 130 | 314 | 40820 |
| | 50A | 5 | 8 | 338 | 249 | 84162 |
| BP101=BP106..BP110 (X6) | | | | | | |
| | 50A | 1 | 8 | 18 | 254 | 4572 |
| | 50A | 2 | 10 | 18 | 243 | 4374 |
| | 50A | 3 | 10 | 24 | 187 | 4488 |
| BP104 | | | | | | |
| | 50A | 1 | 10 | 6 | 258 | 1548 |
| | 50A | 2 | 12.5 | 6 | 212 | 1272 |
| | 50A | 3 | 16 | 6 | 228 | 1368 |
| | 60B | 4 | 5 | 13 | 199 | 2587 |

| RESUMO DE AÇO | | | |
|---|---|---|---|
| AÇO | BIT | COMPR | PESO |
| | mm | m | kgf |
| 60B | 5 | 26 | 4 |
| 50A | 6.3 | 2707 | 663 |
| 50A | 8 | 1371 | 542 |
| 50A | 10 | 546 | 337 |
| 50A | 12.5 | 1562 | 1504 |
| 50A | 16 | 794 | 1253 |
| 50A | 25 | 367 | 1413 |
| Peso Total | 60B = | | 4 kgf |
| Peso Total | 50A = | | 5711 kgf |

## BP101=BP106=BP107
## BP108=BP109=BP110

(ESCALA 1:25)

PLANTA

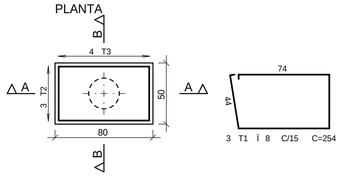


CORTE A - A

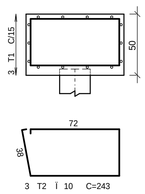


CORTE B - B

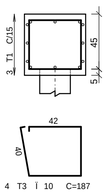


## BP104

(ESCALA 1:25)

PLANTA

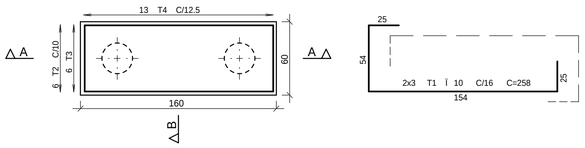


CORTE A - A

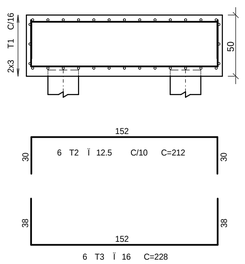


CORTE B - B

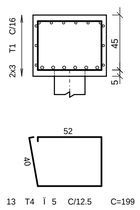


NOTAS :

1. VER FOLHA00: ESPECIFICA¢ëO PARA EXECU¢ëO E UTILIZA¢ëO DA ESTRUTURA DE CONCRETO
2. VER CORTES NA FOLHA E

| Revisao No. | Assunto | Data | Eng. |
|---|---|---|---|
| 00 | EMISSëO INICIAL | 30/08/2023 | LINCOLN |


EDUARDO PENTEADO Engenharia SC Ltda.

Av. dos Eucaliptos, 276 CEP 04517-005 Sao Paulo - SP
TEL/FAX: (011)5543-0179 5561-0266
e-mail: engenharia@eduardopenteado.com.br site: www.eduardopenteado.com.br


Cliente: CLUBE PAINEIRAS DO MORUMBY

Obra: CLUBE PAINEIRAS DO MORUMBY/VALE — No 2239

Titulo: FUNDA¢ëO PISCINA - ARMA¢ëO DOS BLOCOS

| ARQ. No. | Des. | Data | Des.No | REV. |
|---|---|---|---|---|
| 2239-A105-FUN-R00 | LINCOLN | 30/08/2023 | A105 | 00 |
| EXECUTIVO | Verif. DAVID / Eng. EDUARDO | Escala 1:25 | | |

A1


"EDUARDO PENTEADO ENGENHARIA S/C LTDA PL C:\TQS\2239 - Nova Piscina - Clube Paineiras-CON-BLOCOS\PLT-ARMACAO\FUN005.PLT